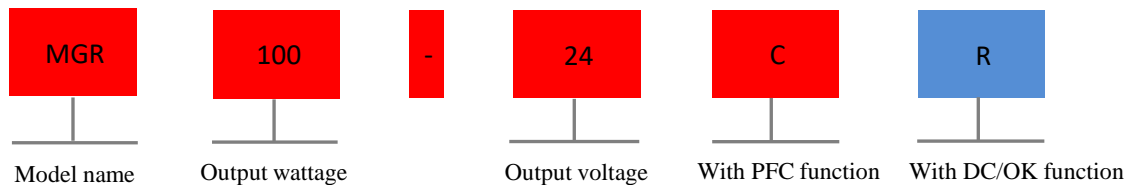


**MGR100-□C/CR Series****▲ Features**

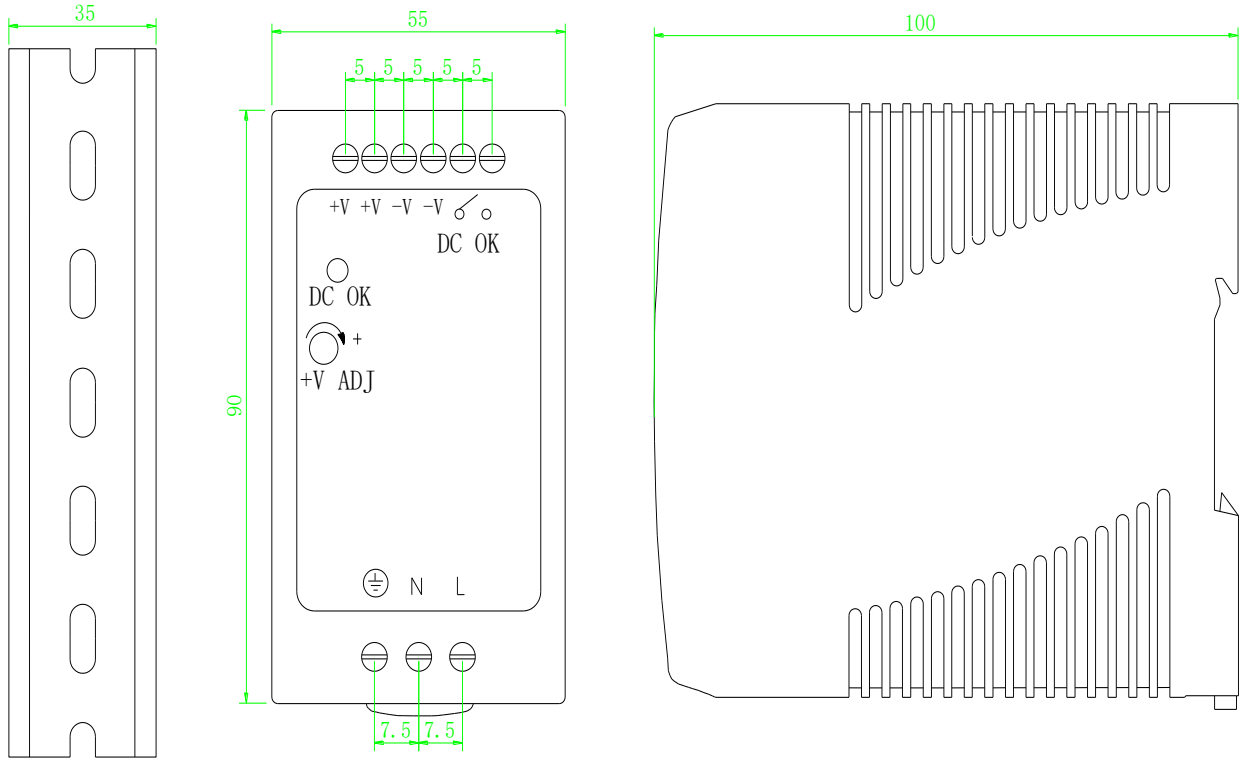
- Universal AC input/full range
- Protections: Short circuit/Overload/Over voltage/Over temperature
- ZCS/ZVS technology to reduce power dissipation
- Cooling by free air convection
- Can be installed on DIN rail TS-35/7.5 or 15
- Built in DC OK active signal
- LED indicator for power on
- No load power consumption < 1W
- 100% full load burn-in test
- 3 years warranty

**▲ Model Endoding**

## Specifications

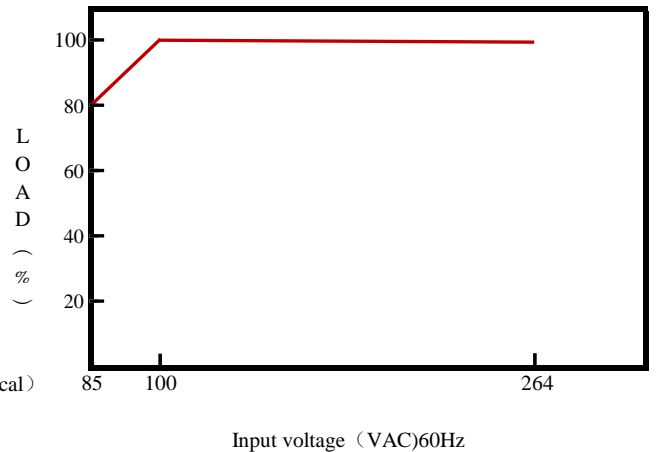
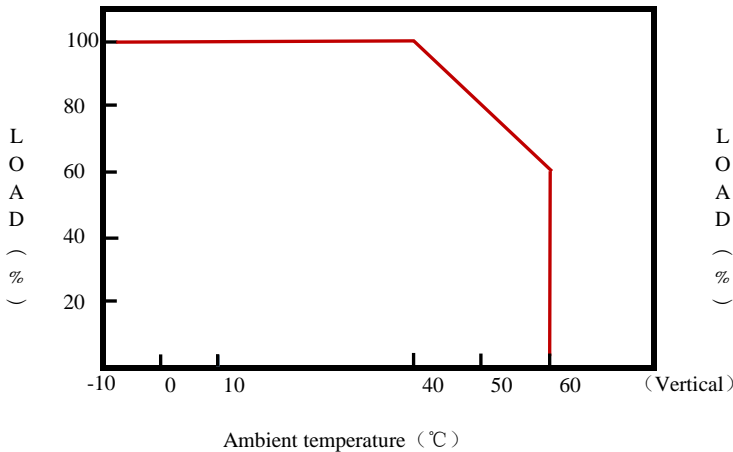
Input			
Voltage range Note.1	85-264VAC 120-370VDC		
AC current	1.3A/115VAC 0.8A/230VAC		
Frequency range	47-63Hz		
Inrush current (max)	Cold start: 30A/115VAC 60A/230VAC		
Output			
DC voltage (V)	12V	24V	48V
Efficiency	82%	85%	86%
Rated Current (A)	7.5A	4A	2A
Rated power(W)	90W	96W	96W
Voltage ADJ.range	12-15V	24-30V	48-56V
Ripple & noise(max ) Note.3	120mVp-p	150mVp-p	200mVp-p
Voltage tolerange Note.4	±1%	±1%	±1%
Line regulation	±1%	±1%	±1%
Load regulation	±1%	±1%	±1%
Setup, rise time Note.5	3000ms 50ms/230VAC 3000ms 50ms/115VAC(at full load)		
Hold up time	50ms/230VAC 20ms/115VAC(at full load)		
Status indicator	Green LED		
Protection			
Overload	105%-150% rated output power		
	Protection type: Constant current limiting, recovers automatically after fault condition is removed		
Over voltage(V)	15.6-18V	31.2-36V	57.6-64.8V
	Protection type:Shut down O/P voltage ,re-power on to recover		
Over temperature	Shut down O/P voltage,auto-recovery or re-power on to recover		
DC OK signal	Relay contact rating(max.):30V/1A resistive		
Safety and EMC			
Withstand voltage	I/P-O/P:3KVAC I/P-FG:1.5KVAC O/P-FG:0.5KVAC		
Isolation resistance	I/P-O/P,I/P-FG,O/P-FG :100M Ohms/500VDC/25℃/70% RH		
Safety standards	60950-1、GB4943.1		
EMC emission	Compliance to EN55011, EN55032 (CISPR32), EN61204-3 Class B, EN61000-3-2,-3		
EMC immunity	Compliance to EN61000-4-2,3,4,5,6,8,11, EN55024, EN61000-6-2, EN61204-3, heavy industry level, criteria A,		
Environmental			
Working temperature	- 10~+60 ℃ (Refer to "Derating curve ")		
Storage temperature	- 40~+85℃		
Storage humidity	10-95 % RH		
Vibration	Component:10-500Hz,2G 10 min/1cycle 60 min each along X,Y,Z axes		
Others			
Mean time between failure	346K hrs min MIL-HDBK-217F(25℃)		
Installation	Install on DIN rail TS35		
Protection class	IP20		
Weight	0.45kg		
Length*width*height	90*55*100mm		
Data	Details	Model name	
	MGR 90W 7.5A/12V	MGR100-12C	
	MGR 96W 4A/24V	MGR100-24C	
	MGR 96W 2A/48V	MGR100-48C	
	MGR 90W 7.5A/12V	MGR100-12CR	
	MGR 96W 4A/24V	MGR100-24CR	
	MGR 96W 2A/48V	MGR100-48CR	

Installation Instruction



Install DIN rail TS35/7.5 or TS35/15  
 Tightening Torque Max. :5 kgf-cm (4.4 Lb-in)

Derating curve



Note:

1. Derating maybe needed under low input voltages, please check the derating curve for more detail.
2. All parameters NOT specially mentioned are measured at 230VAC input, rated load and 25°C of ambient temperature.
3. Ripple & noise are measured at 20MHZ of bandwidth by using a "12" twisted pair-wire terminated with a 0.1uf & 47uf parallel capacitor.
4. Tolerance: includes set up tolerance, line regulation and load regulation.
5. Length of set up time is measured at cold first statr. Turning ON/OFF the power supply may lead to increase of the set up time
6. The ambient temperature derating of 3.5°C/1000m with fanless models and of 5°C/1000m with fan models for operating altitude higher than 2000m(6500ft)